




Section One - Daily Work (Please remember to keep up your reading everyday)

Monday 25.5.2020	<ol style="list-style-type: none"> 1. New Wave Maths – Monday & Monday Problem 2. New Wave English – Day 125 3. Busy at Maths - Fraction/Decimals and Percentages 3 pg. 133 no. 1 (a, b, c, d) no. 2 (a, b, c) http://data.cjfallon.ie/resources/20714/BAM6_Tutorial_080/lessons/BAM6_Tutorial_080/index.html 4. English - Starlight read pg. 182 Read the poem and answer the questions in your copy p 183 Section A choose 3 Section B choose 3. 5. Word of the Day: inventing (Write out definition and put it into a sentence) https://kids.wordsmyth.net/we/ 6. Gaeilge- An Teach Nua: Léigh an comhrá agus an Scéal (record yourself reading it aloud on Seesaw) agus freagair na ceisteanna no. 1- 4. 7. Seesaw Activity: Record yourself reading your English poem (First Day at School) and Irish story (An Teach Nua).
Tuesday 26.5.2020	<ol style="list-style-type: none"> 1. New Wave Maths – Tuesday & Tuesday Problem 2. New Wave English – Day 126 3. Busy at Maths - Fraction/Decimals and Percentages 3 pg. 134 no. 1 (a, b ,c ,d) no. 2 (a, b, c) http://data.cjfallon.ie/resources/20714/BAM6_Tutorial_082/lessons/BAM6_Tutorial_082/index.html http://data.cjfallon.ie/resources/20714/BAM6_Tutorial_083/lessons/BAM6_Tutorial_083/index.html http://data.cjfallon.ie/resources/20714/BAM6_Tutorial_084/lessons/BAM6_Tutorial_084/index.html 4. English – Starlight reread pg. 182 , pg. 183 Section C Vocabulary and pg. 184 Section D Vocabulary 5. Word of the Day: railings (Write out definition and put it into a sentence) https://kids.wordsmyth.net/we/ 6. Gaeilge – An Teach Nua: Léigh an scéal arís agus freagair na ceisteanna 5- 8 (read the story again and answer the questions in your copy)
Wednesday 27.5.2020	<ol style="list-style-type: none"> 1. New Wave Maths – Wednesday & Wednesday Problem 2. New Wave English – Day 127 3. Busy at Maths Fraction/Decimals and Percentages 3 pg. 135 no. 1 and 2 4. English – Starlight pg. 184 Section E Grammar: Subject and predicate 5. Word of the Day: sewn (Write out definition and put it into a sentence) https://kids.wordsmyth.net/we/ 6. Gaeilge – Na Briathra Neamhrialta: Ith - no. 1-5 Scríobh amach na freagraí í do chóipleabhar (Write the answers in your copy) 7. Seesaw Activity: Please do the new activity on Seesaw today.

<p>Thursday 28.5.2020</p>	<ol style="list-style-type: none"> 1. New Wave Maths – Thursday & Thursday Problem 2. New Wave English – Day 128 3. Busy at Maths - Fraction/Decimals and Percentages 3 pg. 136 no. 1 (a,b,c,d) no. 2 (a, b, c, d) 4. English – Starlight pg.185 Section F Writing Skills: Mind Mapping Ideas 5. Word of the Day: uniform (Write out definition and put it into a sentence)https://kids.wordsmyth.net/we/ 6. Gaeilge - Na Briathra Neamhrialta: Clois - no. 1-5 Scríobh amach na freagraí í do chóipleabhar (Write the answers in your copy)
<p>Friday 29.5.2020</p>	<ol style="list-style-type: none"> 1. New Wave Maths – Friday Review 2. New Wave English Day 129 3. Busy at Maths Fraction/Decimals and Percentages 3 pg. 137 no. 1 (a, b, c,d) , 2 (a), 4. 4. English - Starlight pg. 185 Section G Writing Genre: Mind Mapping a Poem 5. Gaeilge –Éist leis an amhrán – Amhrán na bhFiann https://www.youtube.com/watch?v=QV7lGmgFovM (listen to the our National Anthem a number of times and see if you can start to remember some of the words) (See here for a version with the meaning https://www.youtube.com/watch?v=s_hmooJ-6eo) 6. Seanfhocal don seachtain: ‘Nil aon tinteán mar do thinteán féin’ There’s no place like home. Draw a picture that illustrates this seanfhocal and put it up on Seesaw. 7. Seesaw Activity: Please do the new activity on Seesaw today. Also a quick reminder to post your item on the class blog if you haven’t done so already (if you wish to do so).
<p>Links for New Wave Maths and New Wave English corrections</p>	<p>https://www.prim-ed.ie/contentfiles/41636_NWMM_TM_6th_Class.pdf New Wave Maths 6th class</p> <p>https://www.prim-ed.ie/contentfiles/41650_NWEIP_TG_6th_Class.pdf New Wave English 6th class</p>

Section Two – Menu of Activities

Language	Numeracy	Be Creative!	Help at home	Miscellaneous!!
<p>https://www.librariesireland.ie/news/online-services-during-coronavirus</p> <p>Use this link to ‘virtually go’ to your local library. Here you can read a magazine, borrow a book, do an on-line course or check out an audio book. You do have to log in with an e-mail but everything is absolutely free.</p>	<div data-bbox="719 379 864 587" data-label="Image"> </div> <p>Why not do the daily 10 Mental Maths Challenge. Choose the level that suits you. https://www.topmarks.co.uk/maths-games/daily10</p>	<p>Circle Art Why not do your own ‘circle art’ picture. You could use a compass or different circular items you have a home to draw the circles. Make sure you use at least three different size circles and remember to interlink them. Then colour all the sections in various colours. See below for an example.</p> <div data-bbox="1025 751 1391 1042" data-label="Image"> </div> <div data-bbox="1019 1078 1379 1366" data-label="Image"> </div>	<div data-bbox="1429 272 1682 475" data-label="Image"> </div> <p>Rule for the month of May is Taking Responsibility for our environment and for our Actions too!</p> <p>Ask your mum and dad what else you could do to take responsibility and help out more at home. Tell your mum and dad you want to take responsibility and do two extra jobs around your house and they get to choose what the jobs are!</p>	<p>This is a special year for the International Space Station. This is the 20th year of astronauts living and working there. The first three moved in on Nov. 2, 2000, and lived and worked there for almost five months. Since then, more than 200 people have visited the station. Click on the link to find out who is on the space station today.</p> <p>https://www.nasa.gov/specials/kidsclub/nowinspace/expedition63/index.html</p> <div data-bbox="1727 1010 2074 1267" data-label="Image"> </div>
	<p>Try this coding game</p>			<p>RTE 10@10 Why not look back and</p>

<p>Create your own comic strip by visiting https://www.storyboardthat.com/storyboard-creator</p>	<p>https://blockly.games/</p>			<p>join in for some exercises on RTE 10@10.</p>
<p>Listen to the Lego Story on https://www.literacyshed.com/legostory.html</p> <p>I enjoyed listening to it myself! Create an advertisement for one of the early toys in the story. Put a photo of your advertisement up on Seesaw.</p>	 <p>Why not practice your times tables at https://teachingtables.co.uk/</p> <p>You decide whether you want to do a steady climb up the mountain or if you're feeling brave enough you can take the table Mountain Challenge but be careful a single mistake sends you right back to the very bottom!!</p>	 <p>Match the rhythm and become the rhythm master on https://www.classicsforkids.com/games/rhythm_master.php</p>	<p>Make some Pancakes for your family (only under adult supervision)</p> <p>Ingredients 250g of flour 2 eggs 600ml milk Pinch of salt Oil for frying</p> <p>Method: 1. Sieve the flour and salt into the bowl. 2. Make a well in the centre of the flour and break in the two eggs and add about one third of the milk 3. Beat well with a whisk, gradually pouring in the rest of the milk 4. Pour batter into a jug and leave to stand for 30 mins.</p>	<p>Mindfulness</p> <p><u>Slow Down and Calm Down 5, 4, 3, 2, 1.</u></p> <p>First off take three slow and quiet deep breaths 5. List 5 things you can see 4. List 4 things you can hear 3. List 3 things you can feel 2. List 2 things you can smell 1. List something <u>positive about yourself</u></p>  <p>Finished now? Take three more slow and quiet deep breaths.</p>
<p>Sometimes the most</p>	<p>Why not impress your family</p>			

interesting and enjoyable stories are the ones people tell us.
 Ask an adult to tell you a story from when they were young. Remember this can be done over the phone or video conferencing if you can't visit them right now. Write the story down to record it. You could add pictures and show it to them the next time you see them.



and friends with this cool maths trick...
 Step 1: Think of a number
 Step 2: Multiply it by 3
 Step 3: Add 6
 Step 4: Divide by 3
 Step 5: Subtract the number chosen in Step 1 from your answer in step 4.

And the answer is



Try a few different numbers, the answer is always 2!!!



Design and make your own shoebox diorama of your ideal bedroom i.e. a 3D version of your dream bedroom.

You will need a shoebox, other pieces of cardboard, paper, scissors, glue. You could also use old pieces of material to make your curtains etc. See above for an idea of what it might look like.

5. Put oil on the pan and when it is hot stir your batter. Then pour a thin layer of batter onto your pan.
 6. Fry until golden brown, turn and fry the other side also.
 7. Serve with toppings of your choice!
 8. Enjoy!!



. Kicking Challenge-GAA
 Stand three metres away from a wall and attempt to kick the ball against the wall as many times as possible in 30 seconds. To increase the difficulty
 -use both feet
 - use two balls – one in each hand
 Good Luck!

Gaeilge: Tune in to a 5th/6th class Gaeilge lesson on The Home School Hub at 11.00 am on RTÉ 2. You can also catch it at a later time on <https://www.rte.ie/player/>


How long can you make an a4 sheet? Using an a4 sheet of paper some scissors and some sellotape see how long you can make an a4 sheet.



Help to clean out a press in the kitchen. Take everything out of the press, clean the shelves, put all the items back so that everything is tidy and in the right place!

Check out your knowledge on mini-beasts. Look at the ant and the bee and the ladybird in detail.

COOL 360° VIEWS OF

		<p>Famous Artists https://www.tate.org.uk/kids/explore/whos-who Why not take some time and explore some famous artists and their amazing artworks</p>		<p>EACH MINI BEAST. https://education.abc.net.au/minibeast-games/</p>
<p>For further activities and ideas please see https://padlet.com/catmstokes/ok6zkpyog3in</p>				

Section three: Geography Project

For this project you will be choosing one natural or man-made feature from around the world and complete a PowerPoint presentation on it. Your presentation should not exceed 10 slides and the focus should be on putting the most important information into your own words. Here is a list of suggested areas to look at. (Cover each area in one/two slides):

- Location – What country
- When was it built/discovered
- Why is it famous
- How has it changed over the years
- What are its most popular features/attractions
- Is it open to the public to visit
- Interesting facts about the natural/man made feature
- Short quiz on what you have covered
- Pictures Slide

To give you some inspiration here is a link to two videos. The first is on the Seven Wonders of the Modern World and the second is on twenty two of the world's finest natural features.

- https://www.youtube.com/watch?v=_00CC7BIHhg Examples of Man-made features
- <https://www.youtube.com/watch?v=w7VbIXBCMbA> Examples of Natural Features

You can complete PowerPoint presentation (No longer than 10 slides). Again the focus here is on the most interesting information to keep those listening interested. Try to label all of your pictures and link audio files and videos to your PowerPoint.

The following are some helpful links that may help you in your research.

- <https://www.dkfindout.com/uk/>
- <https://www.kiddle.co/>
- <https://www.alarms.org/kidrex/>
- <https://kids.nationalgeographic.com/search-results/>

Due Date: **Friday 29th May**