

Suggested Table of Work - 3rd Class (27th - 29th May)

English Spellings:

1. swap
2. waft
3. swamp
4. wand
5. wallet
6. squad
7. swatch
8. squat
9. squalid
10. quality
11. wallaby
12. waddle
13. squabble
14. twaddle
15. quandary
16. wristwatch
17. quantity
18. qualification

Dictionary work: Look up the definitions of the highlights words.

Sentences

Pick 5 of this week's spellings and write them in a sentence.

Léigh sa Bhaile lth 92, 93, 94

Listen to the audio files from the link below. Practice reading aloud. You could record yourself reading and submit your reading to your file on Seesaw. Only I can hear it.

<https://my.cjfallon.ie/dashboard/student-resources> (Audio files for each page of the Léigh sa Bhaile book)

- Answer the questions on each page. You can write them in your copy, type them on Seesaw, or read them on Seesaw using the microphone tool.

Gaeilge

Sentence building. This activity is on Seesaw in the 'journal'.

I have added voice notes to help you with this activity.

You can respond on Seesaw by using the text tool or by taking a photo of your sentences in your copy.


I will also add the pdf to the email if you want to print it out.

Novel Work

PDF version available online at [https://cleveracademy.vn/wp-content/uploads/2016/10/Charlotte s Web .pdf](https://cleveracademy.vn/wp-content/uploads/2016/10/Charlotte_s_Web_.pdf)

Charlotte's Web

Read Chapters 13-16 and answer the questions below in your copy.



Chapter 13 Good Progress

1. Why did Charlotte use dry thread for the new word?
2. Why did she decide to do double lines for the letters?
3. Where had Mr. Zuckerman decide to bring Wilbur on September 6th?
4. Which word did Charlotte choose from the soap flake package?
5. Who did Charlotte tell a story about to Wilbur?
6. What type of song did Charlotte sing?
7. How does Charlotte describe her cousins?

Chapter 14 Dr Dorian

1. What chore was Fern doing this Saturday morning?
2. What did Mrs. Arable hope that Fern would do?
3. Why did Mrs. Arable decide to go to Dr. Dorian?
4. What did Dr. Dorian think of a spider's web?
5. Was Dr. Dorian worried about Fern?
6. What did he say about paying attention?
7. How did Mrs. Arable feel after her chat with the doctor?

Chapter 15 The Crickets

One of the main themes throughout Charlotte's Web is friendship.

"No pig ever had truer friends, and he realised that friendship is one of the most satisfying things in the world" (page 107).

Write about what friendship means to you in the space below. You might want to write about your friends at school.

Chapter 16 Off to the Fair

You are a journalist for the local newspaper. Write a newspaper report about the County Fair. You will need an exciting headline to catch your readers' attention.

Hint: Use a bigger font for the headline. What are some of the ideas you would include in your report? Revisit chapter 16!

New Wave Books

Available online at https://www.prim-ed.ie/workbook-online-access?utm_source=NWMM+User+Data&utm_campaign=a100dfc7f9-EMAIL_CAMPAIGN_2020_04_24_01_11_COPY_01&utm_medium=email&utm_term=0_74455958a3-a100dfc7f9-365738268

English:

Day 123, 124, 125, 126, 127

Maths:

The children have completed up to week 40. So go back and check for any pages you didn't do.

*If you don't have the books they are available online by clicking the above link.

Class Blog:


There have been some lovely entries on our class blog. I'll keep the directions here.

On SeeSaw you now have the option to publish a piece of work to the class blog. Other people in your class will be able to see what you submit. You will also be able to comment on one another's submissions. Everything you submit will be sent to me first to be approved.

So for this week your task is to share something on your class blog. This is something you would like your classmates to see. I want it to be something you enjoy doing at home. Something that keeps you entertained during lock down. It could be a piece of art you did, something you baked, a book review, a game you play, a piece of music you have created etc.

This is something outside of English, Maths and Gaeilge from the homework of the week.

So you go to upload something as usual, then if you want to share it to the Class Blog, then you click

the globe icon  to add to the class blog.

For example:

This week, Ellie, Sophie and I painted stones. We then popped them in the park on our walk. It's a game called 'A Game of Stones Hide & Seek'. If people see painted stones, they move them to another spot on their walk. If you see stone you take a photo and post it to a blog.



Maths Websites

Guide to curriculum objectives for each subject and strand <http://nccaplanning.ie/>

<https://www.mathsisfun.com/>

<https://www.topmarks.co.uk/maths-games/7-11-years/>

<https://mathantics.com/>

*See also the tutorials on www.mycjfallon.ie if you want to revise over topics




Busy at Maths

Chapter 23 - Multiplication and Division by 7





Pages 123-127

Tutorials 73 and 74

Test 53 Time 1

1. How many minutes are there in an hour?
2. How many minutes are there in half an hour?
3.  Paul cycled for $\frac{1}{2}$ of an hour. How many minutes was that?
4. Write half past six in digital time.
5. Write twenty-past eight in digital time.
6. Write the time shown on this clock in digital form. 
7. Write twenty-five minutes to four in digital form.
8. A TV programme started at 4:40. If it ended at 5 o'clock, how long did it last? 
9. A match began at $\frac{1}{2}$ past 3. At what time did Sue arrive if she was 20 minutes late? (digital time)
10. A watch shows a time of **3:10**. If the watch is 15 minutes slow, write the correct time.

Test 54 Time 1

1. Write a quarter past nine in digital form.
2. How many minutes are there from $\frac{1}{2}$ past 3 to $\frac{1}{2}$ past 4? 
3. Write the time shown on this clock in digital form.
4. How many minutes are there from 3:50 to 4:10?
5. Write 5 minutes to 10 in digital form.
6. Write 20 minutes to 4 in digital form.
7. How many mins are there from 20 past 3 to $\frac{1}{2}$ past 4?
8. School starts at 20 past 9. Tim was 20 mins late. At what time did he arrive? (digital time) 
9. A bus leaves town at 4:35. It is now $\frac{1}{2}$ past 4. How many minutes before the bus leaves? 
10. A TV programme started at $\frac{1}{2}$ to 5. At what time did it end if it lasted 35 mins? (digital time) 

SeeSaw Activities:

I have added more activities to our activity journal. There are some voice notes from me too. I am still getting used to SeeSaw as a teaching tool.

I can add activities either to 'the journal' or 'activities' page throughout the week. Keep an eye on your Seesaw. I will not delete the activities. They get removed from your home page once you have added to them. Please use the 'text' tool for writing rather than the pen tool.

Word Study - Novel Language Hunt Activity Sheet - In Seesaw Activities (In Journal)

I have posted information on each type of language. (Pronouns, compound words etc)

Gaeilge - Sentence Building (In Journal)

Art

Henri Rousseau (1844 - 1910) was a self -taught artist, known for his colourful jungle paintings. (We already studied one of his paintings in class children *Tiger in a tropical Storm* where we painted the head of a tiger).

Henri Rousseau claimed his pictures were based on the rainforests he visited in Mexico. In reality, Rousseau had actually never even been to a jungle before.


Rousseau's jungle scenes were inspired by strolls around Paris and its botanical gardens. He often visited the natural history museum to observe and draw the taxidermy animals.

Let's take a look at some of his paintings!

Exotic landscape with lion and lioness in Africa (1903)



Exotic landscape with monkeys and parrot (1908)



• Notice how the plants at the front of each painting (foreground) appears bigger than those at the back. (background) This helps create 'Depth' within each of Rousseau's unique art pieces !

We will create a jungle piece that is inspired by Henri Rousseau's paintings.



1. Start by drawing 2 different leaves/plants of your choice. Make sure you work from the bottom of your page. Draw your plants big and go from one side of the paper to the other. (This part is called the foreground)

2. With your foreground complete, it's time to move on to the middle ground. Add in even more leaves/plants/bushes/ tree. You can also add some animals too.
3. Then move to the background, add in vines, trees and remember to draw them smaller because they are at the back.
4. Complete your piece by colouring or painting it.

Brain Teasers Maths Answers

Test 53	Test 54
1 60	1 9:15
2 30	2 45
3 15	3 11:40
4 6:30	4 20
5 8:20	5 9:55
6 1:45	6 3:40
7 3:35	7 55
8 20 mins	8 9:40
9 3:50	9 20
10 3:25	10 5:20