




Section One - Daily Work (Please remember to keep up your reading everyday)

<p>Monday 18.5.2020</p>	<ol style="list-style-type: none">1. New Wave Maths – Week 21 Monday2. New Wave English – Day 1193. Novel Holes – Read Chapter 374. Busy at Maths Pg. 101 Read Yellow boxes and Q.1,2,3,4,5 and 6 Tip: Remember a percentage is measured out of 100. When changing a fraction to a percentage, if the fraction is over 100 then the percentage is the numerator (Number on top) E.g $\frac{37}{100} = 37\%$ If the fraction is not over 100 multiply the bottom so its is. Then remember What you multiply the bottom by do the same to the top. E.g $\frac{7}{10} = \frac{70}{100} = 70\%$ See link below for further activities ↓ If login required use (Username: Donals5th Password: Donals5th) http://data.cjfallon.ie/resources/20707/BAM5_Tutorial_060/lessons/BAM5_Tutorial_060/index.html5. Word of the Day: devastated (Write out definition and put it into a sentence) https://kids.wordsmyth.net/we/6. Gaeilge – 15 Minutes Duolingo
<p>Tuesday 19.5.2020</p>	<ol style="list-style-type: none">1. New Wave Maths – Week 21 Tuesday2. New Wave English – Day 1203. Novel Holes – Read Chapter 384. Busy at Maths Pg. 102 Read Yellow boxes and do Q.1,2,3,4,5 and 6 Tip: Remember to turn a fraction into a percentage we want the fraction to be over 100. We may have to multiply the bottom by a number to do this and what you multiply the bottom by you do the same to the top. E.g $\frac{7}{20} \times 5 = \frac{35}{100} = 35\%$. To change from percentage to fraction you do the opposite. Put the percentage over 100 and simplify. E.g $45\% = \frac{45}{100} = \frac{9}{20}$ (I divided the top and bottom by 5 to simplify) See video below for further explanation ↓ (Username: Donals5th Password: Donals5th) http://data.cjfallon.ie/resources/20707/BAM5_Tutorial_061/lessons/BAM5_Tutorial_061/index.html5. Word of the Day: exaggerated (Write out definition and put it into a sentence) https://kids.wordsmyth.net/we/6. Seesaw activity for the 'class blog' – your choice to share. You could share an activity from home, show a piece of art work, read from a book, say a poem that you have written, demonstrate a sporting skill, tell of some baking that you did. Unlike all other activities you post the whole class will be able to see this.
<p>Wednesday 20.5.2020</p>	<ol style="list-style-type: none">1. New Wave Maths – Week 21 Wednesday2. New Wave English – Day 1213. Novel Holes – Do questions on Chapters 37 & 38 from page 28 of your worksheet in your English copy. Rule with red pen, title and use your best handwriting.

	<p>4. Busy at Maths pg. 103 Q.1,2,3,4,5,6 and 7 Tip: To find a percentage of a number, change to fraction first and then divide by the bottom number of the fraction and multiply by the top. E.g 60% of 40. $60\% = \frac{60}{100} = \frac{3}{5}$ (Simplified). Then use divide by bottom multiply by the top so $40 \div 5 = 8 \times 3 = 24$. See video below for further explanation. If login required use Username: Donals5th Password: Donals5th http://data.cjfallon.ie/resources/20707/BAM5_Tutorial_062/lessons/BAM5_Tutorial_062/index.html</p> <p>5. Word of the Day: intimidating (Write out definition and put it into a sentence) https://kids.wordsmyth.net/we/</p> <p>6. Gaeilge – 15 minutes Duolingo</p>
Thursday 21.5.2020	<p>1. New Wave Maths – Week 21 Thursday</p> <p>2. New Wave English – Day 122</p> <p>3. Novel Holes – Read Chapter 39, record yourself reading the first 3 pages out loud and upload it to Seesaw.</p> <p>4. Busy at Maths pg.104 Q.1,2,3 and 4. I will run a quick zoom class Thursday morning at 11 o'clock to help with this work. If you can't make it use everything you have learned this week for the following worded problems. Some are tricky but try your best. If you cannot get them don't worry about it but give it go!</p> <p>5. Word of the Day: picturesque (Write out definition and put it into a sentence) https://kids.wordsmyth.net/we/</p> <p>6. Gaeilge – Duolingo 10 minutes</p>
Friday 22.5.2020	<p>1. New Wave Maths – Week 21 Friday Review (Correct answers for the week using link below and write your score in the pupil record sheet at the front of the book)</p> <p>2. New Wave English Day 123 (Correct answers for the week using link below and write your score in the pupil record sheet at the front of the book)</p> <p>3. Recount of what I did this week. I would like you to focus on describing the most interesting or fun parts in more detail this week rather than listing off everything that you did. I will be particularly impressed if I see any of our words of the week included. Remember, what you did and how you felt about it. The more adjectives the better. Always remember that you should only use the word 'and' once in a sentence. Best of Luck! Upload to Seesaw when you are finished and I will give you feedback.</p> <p>4. Idiom of the week: 'You are what you eat' (put into a sentence) https://www.twinkl.ie/resource/t2-e-3718-idioms-and-their-meanings-powerpoint see PowerPoint for help with meaning.</p>
Links for New Wave	<p>https://www.prim-ed.ie/contentfiles/41635_NWMM_TM_5th_Class.pdf New Wave Maths 5th class</p> <p>https://www.prim-ed.ie/contentfiles/41649_NWEIP_TG_5th_Class.pdf New Wave English 5th class</p>

--	--

Section Two – Menu of Activities				
Language	Numeracy	Be creative!	Help at home	Miscellaneous!
<p>https://www.librariesireland.ie/news/online-services-during-coronavirus</p> <p>Use this link to ‘virtually go’ to your local library. Here you can read a magazine, borrow a book, do an on-line course or check out an audio book. You do have to log in with an e-mail but everything is absolutely free.</p>	<p>The LETS Family have been at home together for a long time now. There is a lot of washing to be done but the clothes pegs seem to have gone missing! Sarah and Sam have begun to hang out 18 t-shirts to dry. They don’t two pegs for each t-shirt but they do have enough pegs to spread the t-shirts along the line and to have a peg in each shoulder. What is the least number of pegs needed to hang out the t-shirts?</p>	<p>Design and make a bird feeder using either a recycled 2 litre plastic bottle or an empty milk carton. Use old pieces of cardboard to add cool features to the birdfeeder. (Such as a place for the birds to land) Place your birdfeeder in a place where the birds can eat freely and where cats cannot pounce!.</p> <p>Here is an idea of what one might look like:</p> 	<p>Rule for the month of May is Taking Responsibility for our environment and for our Actions too!</p> <p>Offer to change the bedclothes in a bedroom in your home. Strip the bed. Bring the sheets, duvet covers and pillow cases to the dirty linen area in your home. Remake the bed with clean bedclothes. Maybe someone will help if duvet covers are tricky.</p> 	<p>Make a memory quiz with some old photographs. Question such as: Guess when... .. Guess who... .. Guess where Guess what Guess what happened next... You could use Zoom/Skype/Facetime to share the quiz with your relatives and friends.</p> 
<p>Listen to and look at an audio 7 visual book about Captain James Cook https://education.abc.net.au/home#!/digibook/2992083/hmb-endeavours-voyage-of-exploration</p>		<p>Can’t go very far at the moment? Well with this game you get to travel to the rainforest. You must construct pathways through the rainforest; you must be</p>		<p>Keep up your GAA skills. https://learning.gaa.ie/gogameskillchallenges .</p>

<p>Join David Walliams on line as he shares a new book each day at 11.00am.</p> <p>https://www.worldofdavidwalliams.com/elevenses/</p>	<p>https://lightbot.com/our-of-code.html</p> <p>A great introduction to coding here. Start on level one and see how far you can get. Follow the hints and prompts and work away.</p>	<p>careful to protect the Australian rainforest also.</p> <p>Use your compass and map reading skills to help.</p> <p>https://education.abc.net.au/home#!/media/31257/rainforest-make-a-walking-track</p>		<p>Have a game of volleyball with a balloon or small soft ball over a washing line. If you have no washing line can you construct a line with twine/wool/string stretched between two chairs? Be inventive!</p>
<p>Write a limerick. It has five lines. Lines 1.2.& 5 rhyme. (with typically 8 Or 9 syllables) Lines 3&4 rhyme. (with typically 5 or 6 syllables)</p> <p>Limericks often start with the line "There once was a..." or "There was a..."</p> <p>There was an Old Man of Kilkenny, Who never had more than a penny; He spent all that money, On onions and honey, That wayward Old Man of Kilkenny.</p>	<p>http://www.learnalberta.ca/content/mec/flash/index.html?url=Data/5/A/A5A2.swf</p> <p>In this game you must shoot a canon ball at a target. First you must predict how many degrees the canon must turn to aim correctly at the target. Good luck!</p>	<p>Try this fantastic piece of art using cardboard and paper from your recycling bin and a little bit of paint. It looks fantastic and is very simple to do.</p> <p>https://www.youtube.com/watch?v=CfaoVdzlcy8&list=RDCMU Cucp16GZQf11Q1izJk_Qlvg&index=4</p>	<p>Sweep the floor in your kitchen. Pay careful attention to the corners, the skirting boards and the saddleboards! If you don't know what saddleboards and skirting boards are - can you find out? Hint – if I'm not looking up then I must be looking... ..?</p>	<p>Maradona 7 To do the 'Maradona 7' you must keep the ball up with both your feet, then onto both of your knees, next onto both your shoulders and finally head the football in the air and catch it. Best of luck!</p>
<p>Gaeilge: Tune in to a 5th/6th class Gaeilge lesson on The Home School Hub at 11.00 am on RTÉ 2. You can also catch it at a later time on https://www.rte.ie/player/</p>	<p>Play Vector kids to practise your time tables. The faster you go the faster the game goes – can you meet the challenge</p>		<p>Help to cut the grass in a garden or help to plant some new seeds or plants. Hardware stores and garden centres open this week so lots of families</p>	<p>Check out your knowledge on mini-beasts. Look at the ant and the bee and the ladybird in detail. COOL 360° VIEWS OF EACH MINI BEAST</p> <p>https://education.abc.net.au/minibeast-games/</p>

<http://www.learnalberta.ca/content/mec/fl ash/index.html?url=Data/5/A/A5A2.swf>



Have you ever tried magic painting? You draw a picture with a candle –lean really hard on it. Then you paint over your whole page with paint or food colouring. What you have drawn will magically appear!

will be availing of this!



For further activities and ideas please see <https://padlet.com/catmstokes/ok6zkpyog3in>